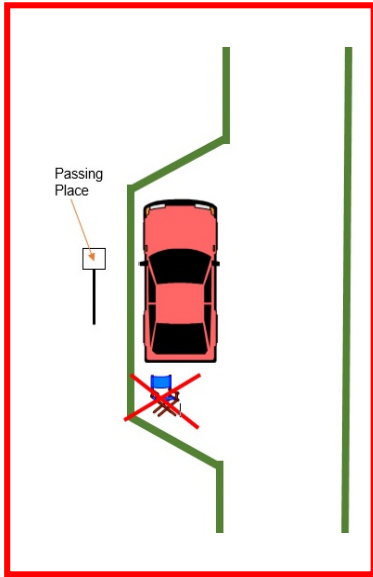
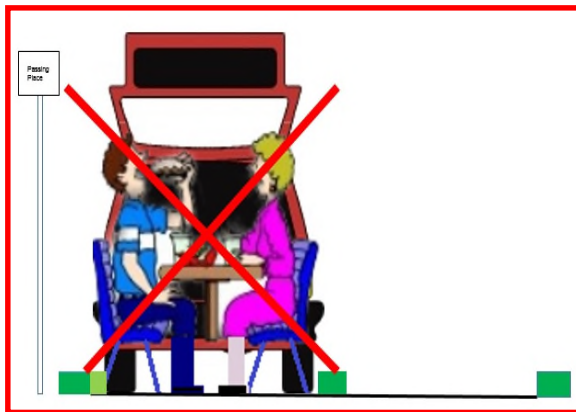
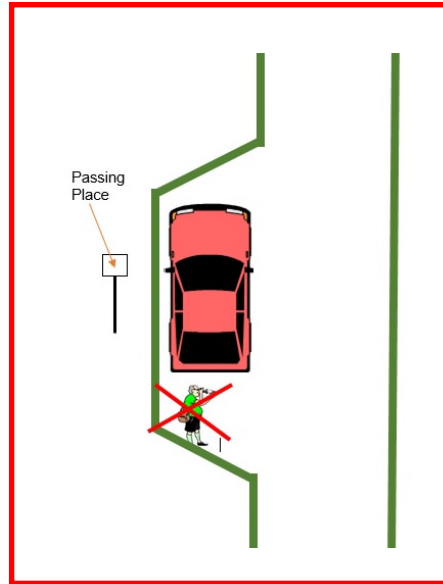


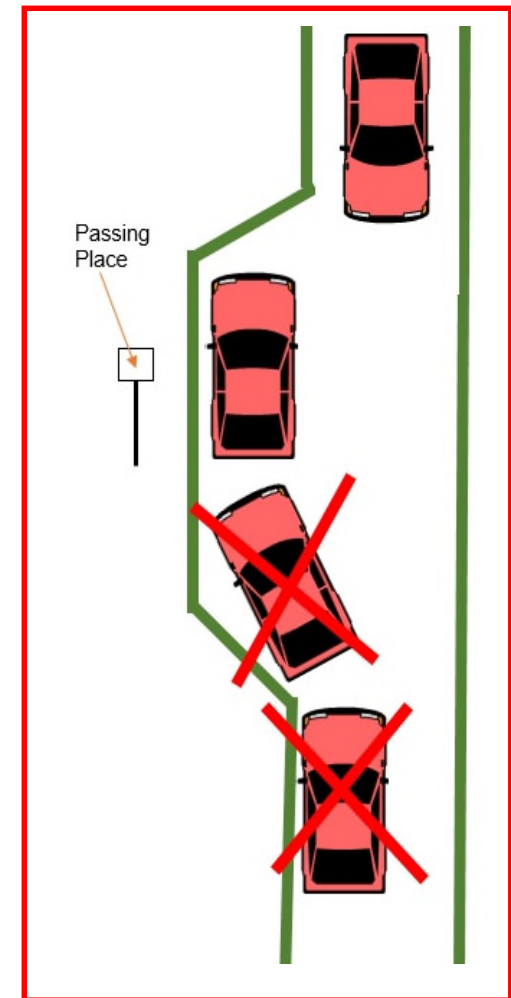
**Do Not Stop** in Passing Places or in Field Accesses for a break or a picnic. This will cause delay to passing traffic and farm workers wishing to access a field.



**Do Not Stop** in Passing Places or in Field Accesses to take photographs. This will cause delay to passing traffic and farm workers wishing to access a field.



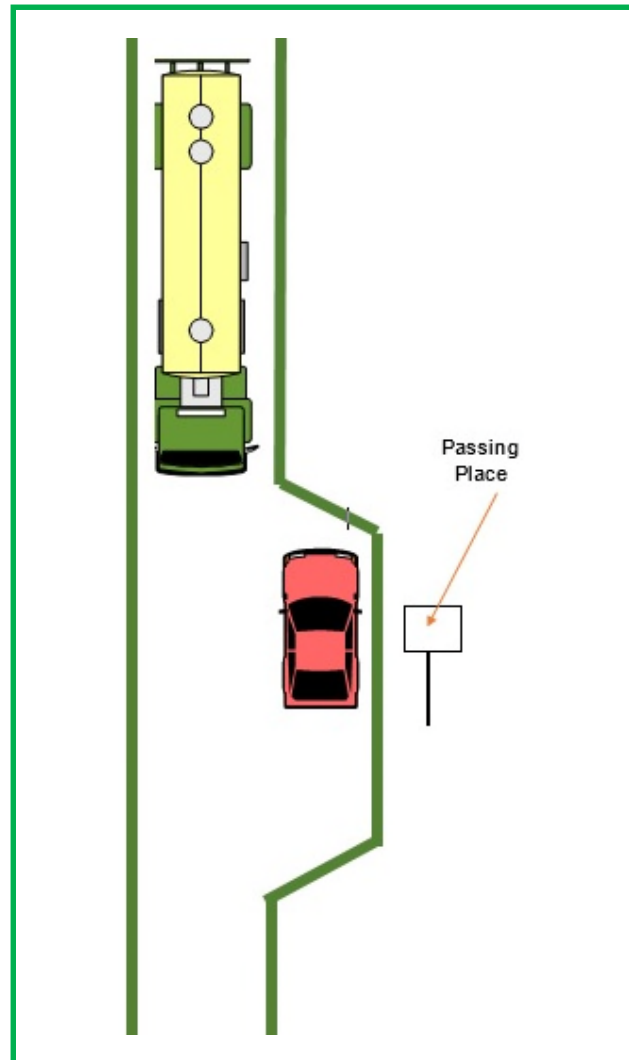
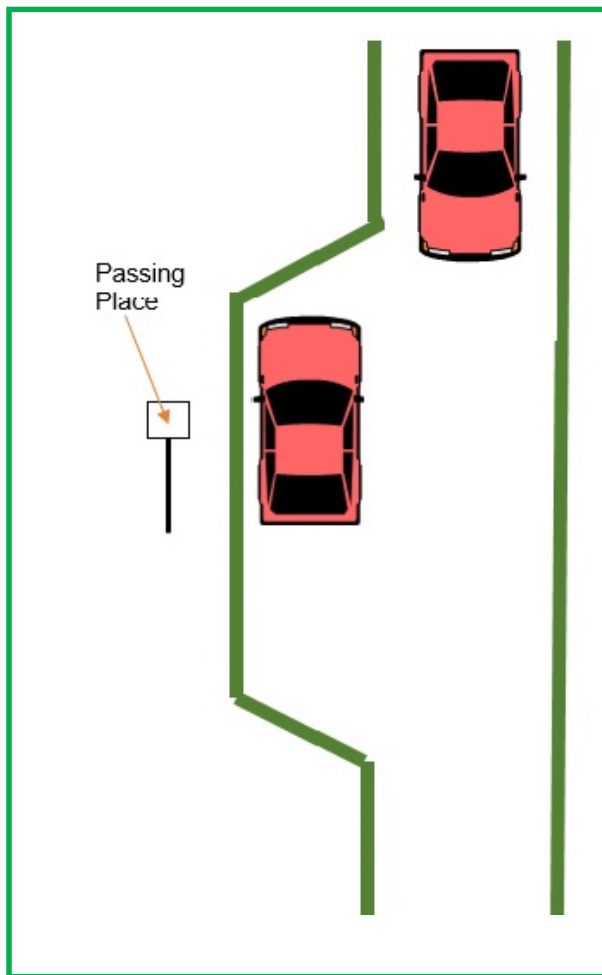
**Do Not Travel in Convoy** as many Passing Places are designed to hold one vehicle only, generally a car. Travelling in convoy and trying to access a Passing Place will only cause serious hold-ups, as shown below. Instead try to travel at least one Passing Place apart. This will prevent serious hold-ups and you will enjoy your holiday.



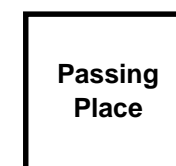
If traffic is approaching, or faster travelling traffic following, be prepared to stop in the first Passing Place to permit the approaching or following traffic to proceed.

Ensure that you have stopped fully into the Passing Place, particularly if the oncoming vehicle is a large goods vehicle or a car towing a caravan.

If the Passing Place is on your right and the oncoming vehicle is a large goods vehicle or a car towing a caravan, consider pulling across into the Passing Place to provide the oncoming vehicle with a straight run past, as it is unlikely that the Passing Place will be long enough to accommodate the approaching large goods vehicle or car towing a caravan.



## Using Passing Places on the North Coast 500 Route



**DO NOT impede following traffic as it might be a doctor or nurse on an emergency call.**